

## 表面安装高效率整流二极管

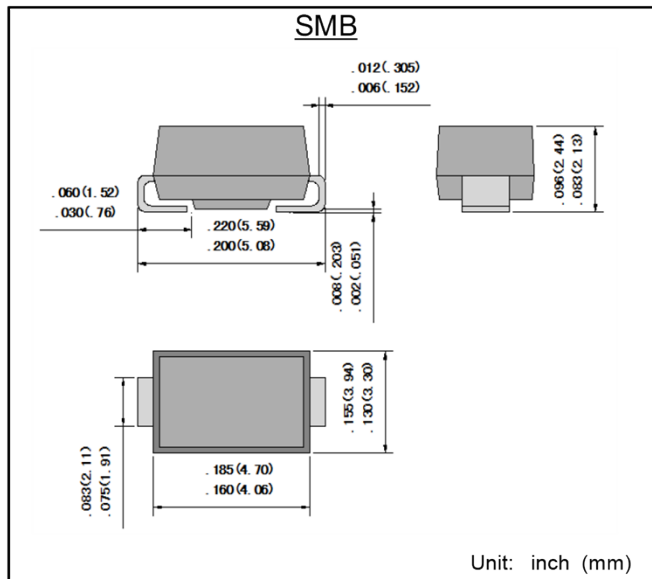
反向电压600 V

正向电流1.0 A

## Surface Mounted High-efficiency Rectifiers

Reverse Voltage 600 V

Forward Current 1.0 A



### 特征 Features

- 反向漏电流低 Low reverse leakage
- 正向浪涌承受能力强 High forward surge capability
- 高信赖性 High reliability
- 高温焊接保证 High temperature soldering guaranteed:  
260°C/10 秒  
260°C/10seconds
- 引线 and 管体皆符合RoHS标准  
Lead and body according with RoHS standard
- 型号后缀“-F”标记无卤素产品  
Green compound with suffix "-F" on Marking

### 机械数据 Mechanical Data

- 封装外形:SMB 塑封 Case:SMB Molded plastic
- 环氧树脂: UL易燃等级: 94V-0  
Epoxy: UL 94V-0 rate flame retardant
- 引脚: 镀锡,无铅 Lead: Pure tin plated, lead free

### 最大值和特性 TA = 25°C 除非另有规定。

### Maximum Ratings & Characteristics

Ratings at 25°C ambient temperature unless otherwise specified.

参数 Parameter	符号 Symbols	MURS160B	单位 Unit
最大可重复峰值反向电压 Maximum repetitive peak reverse voltage	$V_{RRM}$	600	V
最大均方根电压 Maximum RMS voltage	$V_{RMS}$	420	V
最大直流阻断电压 Maximum DC blocking voltage	$V_{DC}$	600	V
最大正向平均整流电流 Maximum average forward rectified current	$I_{F(AV)}$	1.0	A
正向不重复浪涌电流 8.3 ms单一正弦半波 Non-repetitive peak forward surge current 8.3 ms singlehalf sine-wave	$I_{FSM}$	30	A
最大正向电压" @IF=1A Maximum forward voltage	$V_F$	1.25	V
最大反向电流 @V <sub>DC</sub> TA= 25°C Maximum reverse current	$I_R$	5	μA
最大反向恢复时间 IF=0.5A, IR=1.0A, IRR=0.25A MAX. reverse recovery time	$T_{rr}$	50	ns
典型热阻 Typical thermal resistance (Note 1)	$R_{\theta JA}$	105	°C/W
工作结温和存储温度 Operating junction and storage temperature rang	$T_j, T_{STG}$	-55 --- +150	°C

备注 Note:

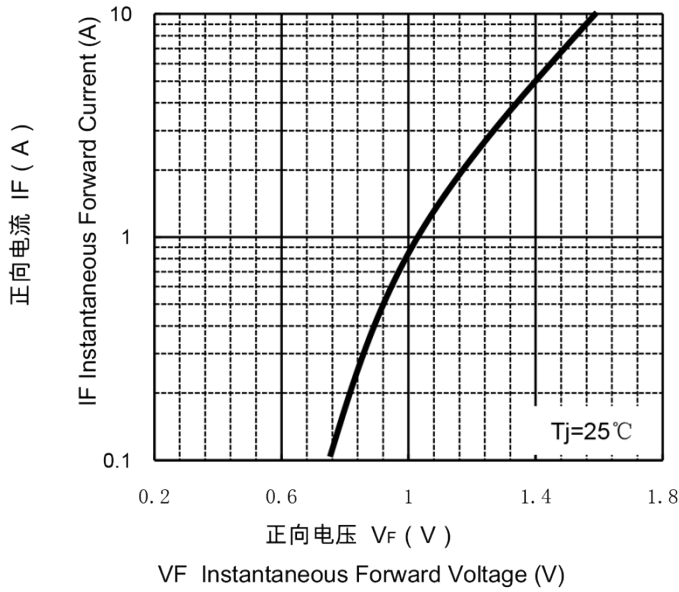
1) 安装在PCB板上, 从PN结到周围环境的热阻。

1) Thermal resistance from junction to ambient, PCB mounted.

特性曲线 Characteristic Curves

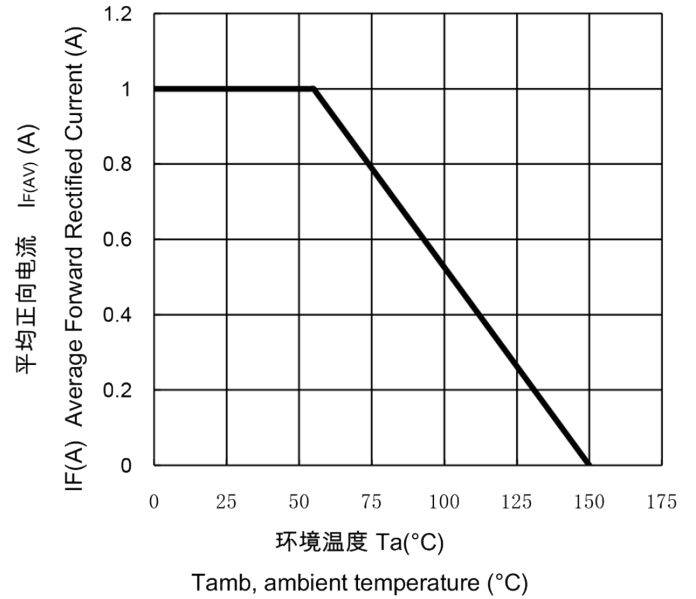
正向特性曲线 (典型值)

TYPICAL FORWARD CHARACTERISTIC



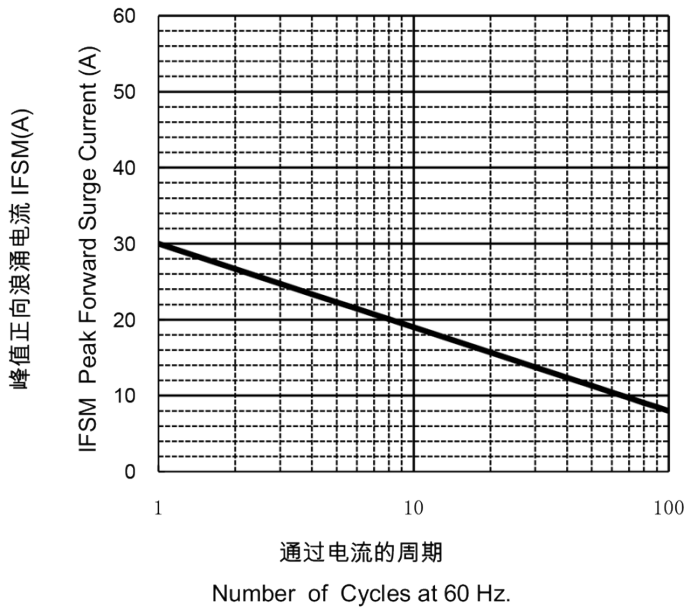
正向电流降额曲线

FORWARD CURRENT DERATING CURVE



浪涌特性曲线 (最大值)

MAXIMUM NON REPETITIVE  
PEAK FORWARD SURGE CURRENT



反向特性曲线

Typical Reverse Characteristics

