

## 表面安装高效率整流二极管

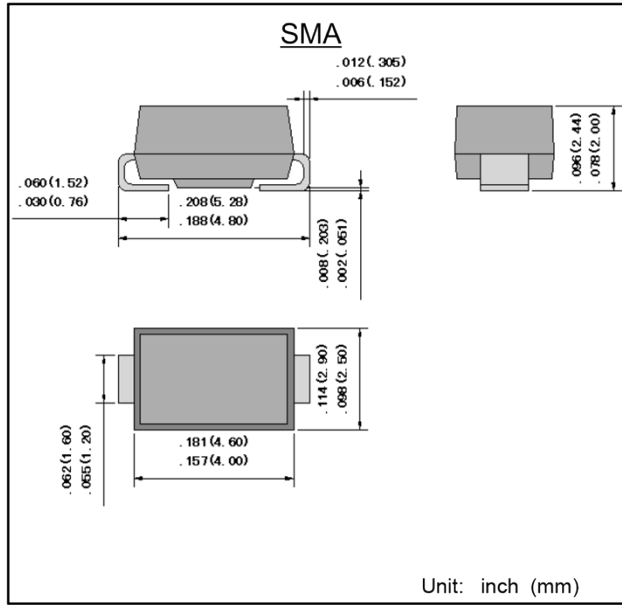
反向电压 50~1000 V

正向电流 2.0 A

## Surface Mounted High-efficiency Rectifiers

Reverse Voltage 50~1000V

Forward Current 2.0 A



### 特征 Features

- 反向漏电流低 Low reverse leakage
- 正向浪涌承受能力强 High forward surge capability
- 高信赖性 High reliability
- 玻璃钝化芯片 Glass passivated chip
- 高温焊接保证 High temperature soldering guaranteed:  
260°C/10 秒  
260°C/10seconds
- 引线 and 管体皆符合RoHS标准  
Lead and body according with RoHS standard
- 型号后缀“-F”标记无卤素产品  
Green compound with suffix “-F” on Marking

### 机械数据 Mechanical Data

- 封装外形:SMA 塑封 Case:SMA Molded plastic
- 环氧树脂 : UL易燃等级 : 94V-0  
Epoxy: UL 94V-0 rate flame retardant
- 引脚 : 镀锡,无铅 Lead: Pure tin plated, lead free

### 极限值和温度特性 TA = 25°C 除非另有规定。

Maximum Ratings & Thermal Characteristics Ratings at 25°C ambient temperature unless otherwise specified.

参数 Parameter	符号 Symbols	US2AA	US2BA	US2DA	US2GA	US2JA	US2KA	US2MA	单位 Unit
最大可重复峰值反向电压 Maximum repetitive peak reverse voltage	$V_{RRM}$	50	100	200	400	600	800	1000	V
最大均方根电压 Maximum RMS voltage	$V_{RMS}$	35	70	140	280	420	560	700	V
最大直流阻断电压 Maximum DC blocking voltage	$V_{DC}$	50	100	200	400	600	800	1000	V
最大正向平均整流电流 Maximum average forward rectified current	$I_{F(AV)}$	2.0							A
正向不重复浪涌电流 8.3 ms单一正弦半波 Non-repetitive peak forward surge current 8.3 ms singlehalf sine-wave	$I_{FSM}$	50							A
典型热阻 Typical thermal resistance (Note 1)	$R_{\theta JA}$	105							°C/W
工作结温 Operating junction temperature	$T_j$	150							°C
存储温度 Storage temperature range	$T_{STG}$	-55 --- +150							°C

备注 Note:

1) 安装在覆铜面积5.0毫米\*5.0毫米的PCB板上, 从PN结到周围环境的热阻。

1) Thermal resistance from junction to ambient, PCB mounted with 5.0mm\*5.0mm Copper Pad Areas.

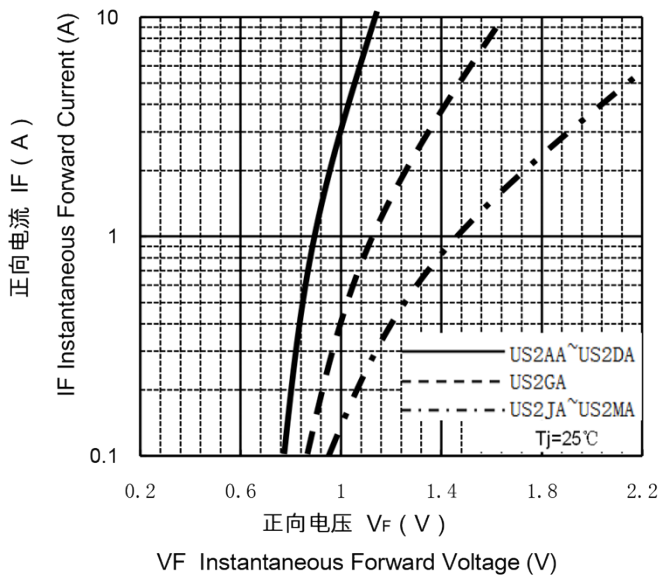
### 电特性 TA = 25°C 除非另有规定。

Electrical Characteristics Ratings at 25°C ambient temperature unless otherwise specified.

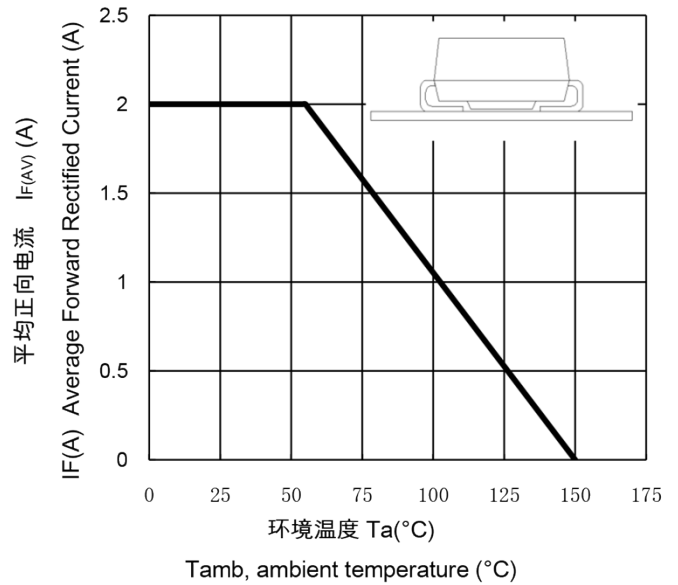
参数 Parameter	符号 Symbols	US2AA	US2BA	US2DA	US2GA	US2JA	US2KA	US2MA	单位 Unit
最大正向电压 @IF=2.0A Maximum forward voltage	$V_F$	1.0			1.3	1.7			V
最大反向电流 @V <sub>DC</sub> TA= 25°C Maximum reverse current	$I_R$	5							μA
最大反向恢复时间 IF=0.5A, IR=1.0A, IRR=0.25A MAX. reverse recovery time	$T_{rr}$	50				75			ns

## 特性曲线 Characteristic Curves

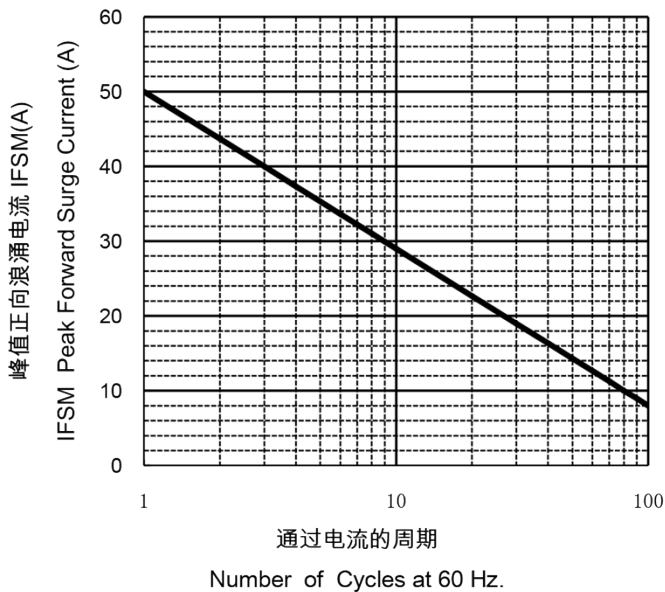
正向特性曲线 (典型值)  
 TYPICAL FORWARD CHARACTERISTIC



正向电流降额曲线  
 FORWARD CURRENT DERATING CURVE



浪涌特性曲线 (最大值)  
 MAXIMUM NON REPETITIVE  
 PEAK FORWARD SURGE CURRENT



反向特性曲线  
 TYPICAL REVERSE CHARACTERISTICS

